


FOR CHEMICAL INVENTORY MANAGEMENT

- NO POWER REQUIRED
- PREVENTS SYSTEMS FROM RUNNING EMPTY
- NON-INTRUSIVE AND NON-CONTACTING
- EXCELLENT FOR DOCUMENTING CHEMICAL USAGES
- INTEGRATED TANK RESTRAINT SYSTEM
- LEVEL ALARMS AND 4-20 MA SIGNALS AVAILABLE

FLUORIDE
POLYMER
SODIUM HYPOCHLORITE
SODIUM BISULFITE
POLY-ORTHOPHOSPHATE
SODIUM HYDROXIDE
CAUSTIC
ALUM
ETC.



DAY TANK SCALE FOR MUNICIPAL & INDUSTRIAL CHEMICAL FEED SYSTEMS

STRICT FEDERAL AND STATE REPORTING REQUIREMENTS HAVE CREATED A NEED FOR MUNICIPAL PLANT OPERATORS TO EASILY AND ACCURATELY TRACK CHEMICAL FEED RATES AND USAGES IN WATER AND WASTEWATER TREATMENT PLANTS. IN ADDITION, BY KNOWING EXACTLY HOW MUCH CHEMICAL REMAINS, PLANT OPERATORS CAN BE ASSURED THAT THE TANK WILL NOT RUN EMPTY DURING THEIR ABSENCE.

THE PLATFORM IS COATED WITH A CORROSION RESISTANT 2-PART EPOXY FINISH, AND HAS TANK ANCHORAGE DEVICES MOUNTED DIRECTLY TO THE SCALE PLATFORM. THESE HOLD DOWN LUGS CAN BE USED IN CONJUNCTION WITH OUR HOLD DOWN STRAPS OR OTHER RESTRAINING DEVICES TO SECURE THE TANK TO THE SCALE PLATFORM.



CENTURY™ HYDRAULIC SYSTEM REQUIRES NO POWER, IS VIRTUALLY MAINTENANCE FREE AND IS IMMUNE TO POWER FAILURE, LIGHTNING STRIKES AND RFI/EMI.

USING THE CHEM-SCALE FOR YOUR INVENTORY MANAGEMENT RESULTS IN AN INEXPENSIVE, NON-CONTACTING, HIGHLY RELIABLE METHOD OF LEVEL CONTROL AND MEASUREMENT. IN CONTRAST TO INTRUSIVE LEVEL TECHNOLOGIES, WEIGHT IS AN INHERENTLY MORE ACCURATE MEANS OF MEASURING VESSEL CONTENTS BECAUSE IT IS INDEPENDENT OF VESSEL SHAPE, TEMPERATURE, CORROSIVE FUMES AND SPECIFIC GRAVITY OF THE CONTENTS. THE CHEM-SCALE IS EASILY INSTALLED BY REGULAR PLANT PERSONNEL, AND WITH OUR 5 YEAR WARRANTY, REQUIRES VIRTUALLY NO MAINTENANCE.

FLOQUIP

OVER 30 YEARS OF EXPERIENCE

HYDRAULIC CHEM-SCALE™

MODELS AND ORDERING INFORMATION

ALWAYS SPECIFY TANK DIAMETER WHEN ORDERING. SCALES COME COMPLETE WITH PLATFORM, LOAD CELL, 12' OF HOSE AND 12" DIAL. FOR HOSE LENGTHS OVER 12', HOLD DOWN STRAPS OR LIQUID LEVEL CONTROL APPLICATIONS, PLEASE CONSULT FACTORY. METRIC READOUTS AVAILABLE AT NO EXTRA CHARGE.

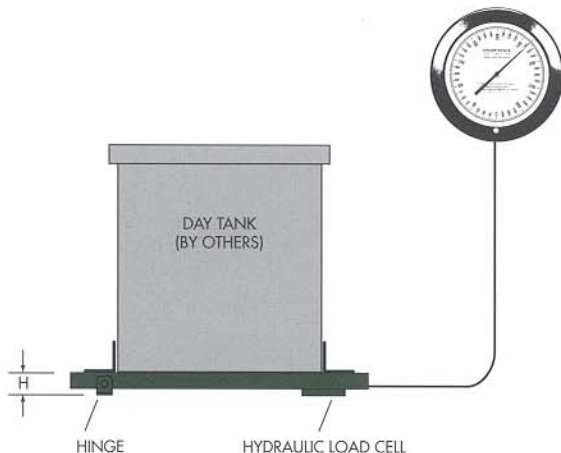

PLATFORM SIZE	X	Y	Z	H	CAPACITY	* MINIMUM INCREMENTS	SHIPPING WEIGHT
30" X 30" (4,000 LBS MAX)	30" (762)	30" (762)	34" (864)	3" (76)	0-1,000 LBS.	2 LBS.	200 LBS
					0-2,000 LBS.	2.5 LBS.	
40" X 40" (4,000 LBS MAX)	40" (1016)	40" (1016)	44" (1118)	3" (76)	0-3,000 LBS.	5 LBS.	300 LBS
					0-4,000 LBS.	10 LBS.	
50" X 50" (6,000 LBS MAX)	50" (1270)	50" (1270)	54" (1372)	3" (76)	0-5,000 LBS.	10 LBS.	400 LBS
					0-6,000 LBS.	10 LBS.	
60" X 60" (12,000 LBS MAX)	60" (1524)	60" (1524)	64" (1626)	3" (76)	0-8,000 LBS.	20 LBS.	475 LBS
					0-10,000 LBS.	20 LBS.	
					0-12,000 LBS.	20 LBS.	

DIMENSIONS: INCHES (MILLIMETERS)

SPECIFYING GUIDELINES:

- A. FOR MAXIMUM ACCURACY, SIZE SCALE CAPACITY TO MATCH THE GROSS WEIGHT (CHEMICAL & TANK TARE WEIGHT).
- B. TANK DIAMETER SHOULD NOT EXCEED PLATFORM SIZE.
- C. SUPPLY CONNECTIONS MUST BE FLEXIBLE & PREFERABLY CONNECTED AT PIVOT END OF PLATFORM.

TYPICAL MODEL NUMBER DEFINITION



TYPICAL SPECIFICATION FOR HYDRAULIC CHEMICAL FEED SCALES

OPTIONAL FEATURES

PLATFORM SCALES SHALL BE OF HYDRAULIC LOAD CELL TYPE. SCALES SHALL BE SIZED TO ACCEPT A ___ INCH DIAMETER TANK.

LOAD CELL SHALL BE OF THE TEMPERATURE STABLE, ROLLING DIAPHRAGM TYPE. LOAD PLATE SHALL BE ABLE TO TILT 4 DEGREES WITHOUT AFFECTING ACCURACY TO ALLOW EASY INSTALLATION. FLEXIBLE HOSE SHALL LEAD FROM THE LOAD CELL TO ALLOW EASY REMOTE INSTALLATION OF THE DIAL AND SHALL BE ___ (12' STANDARD) FEET IN LENGTH. LOAD CELL SYSTEM SHALL REQUIRE NO ELECTRIC POWER AND SHALL BE IMMUNE TO ALL RFI/EMI, POWER FAILURES AND LIGHTNING STRIKES.

DIAL DIAMETER SHALL BE ___ INCHES AND READ ZERO TO ___ POUNDS WITH PROVISION FOR TARE ADJUSTMENT. DIAL SHALL BE TEMPERATURE STABLE WITH DAMPER INSTALLED TO PREVENT SHOCK DAMAGE. DIAL ACCURACY SHALL BE BETTER THAN 1/2 OF 1% FULL SCALE.

SCALE SHALL CARRY A MINIMUM 5 YEAR WARRANTY. SCALE SHALL BE CHEM-SCALE MODEL ___-12D ___ P AS MANUFACTURED BY FLOQUIP, 1150-D BURNETT AVE., CONCORD CA 94520 USA.

- 4-20MA TRANSMITTER (MODEL MA-420) – LOOP POWERED 4-20MA TRANSMITTER (REQUIRES 12-45 VOLTS DC POWER)
- LEVEL ALARMS (MODEL RS-5) - ADJUSTABLE HIGH/LOW LEVEL ALARM WITH 10 AMP MANUAL RESET RELAY OR (MODEL PS-10)- FIXED LEVEL 10 AMP PRESSURE SWITCH
- CIRCULAR CHART RECORDER – CHOOSE 1 OR 7 DAY, ELECTRONIC OR WIND-UP
- ADDITIONAL HYDRAULIC HOSE AND FITTINGS- INDICATORS CAN BE MOUNTED UP TO 200' FROM SCALE LOCATION

ALL SPECIFICATIONS ARE AVAILABLE ON WORDPERFECT® AND AUTOCAD®.