

E-Box 200

Modbus communication for SMART Digital S DDA (up to 30 l/h)

Installation and operating instructions



English (GB) Installation and operating instructions

Original installation and operating instructions

CONTENTS

	Page
1. Symbols used in this document	2
2. General information	2
2.1 Applications	2
2.2 Product overview	2
2.3 Symbols on the product	3
2.4 Nameplate	3
3. Installation	3
3.1 Installation kit	3
3.2 Electrical connection	3
3.3 Mechanical installation	4
4. Technical data	5
4.1 Dimensions	5
5. Cleaning	5
6. Disposal	5

2. General information

2.1 Applications

The Grundfos E-Box 200 (E-Box = Extension Box) must only be used as a communication interface between a SMART digital DDA dosing pump and a Modbus network.

The E-Box 200 contains a CIM 200 module (CIM = Communication Interface Module).

For internal communication between the E-Box and the dosing pump, GENIbus is used.

2.2 Product overview








Fig. 1 E-box overview


Warning
 Prior to installation, read these installation and operating instructions. Installation and operation must comply with local regulations and accepted codes of good practice.

Warning
 Prior to installation, read the installation and operating instructions of the relevant CIM module and of the DDA dosing pump.

1. Symbols used in this document

Warning
 If these safety instructions are not observed, it may result in personal injury.



Caution
 If these safety instructions are not observed, it may result in malfunction or damage to the equipment.

Note
 Notes or instructions that make the job easier and ensure safe operation.

Pos.	Description
1	Modbus connection 1
2	Modbus connection 2
3	Optional functional earth connection*
4	Pre-assembled plug connection to dosing pump (contains power supply and GENIbus connection)
5	CIM 200 module
H1	LED: GENIbus Rx, yellow
H2	LED: Power, green
H3	LED: GENIbus Tx, red

* Depending on local network installation.

2.3 Symbols on the product

Symbol	Description
	Indication of universally dangerous spot.
	Functional earth terminal.

2.4 Nameplate

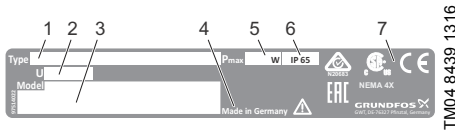


Fig. 2 Nameplate

Pos.	Description
1	Type designation
2	Voltage
3	Model
4	Country of origin
5	Power consumption
6	Enclosure class
7	Marks of approval, CE mark, etc.

3. Installation

3.1 Installation kit

The E-Box package contains these parts:

- E-Box equipped with CIM module
- Installation and operating instructions for the E-Box
- Installation and operating instructions for the CIM module
- CD-ROM (software, functional profiles, installation and operating instructions).

Keep the CD-ROM and the installation and operating instructions so that they are easy to find when the E-Box with CIM module has to be integrated into the main communications network.

Note

3.2 Electrical connection

The electrical connection must only be carried out by an authorised electrician in accordance with local regulations.

Warning



Before beginning the electrical connection, make sure that the power supply of the DDA dosing pump has been switched off, and that it cannot be accidentally switched on.

Warning



To ensure enclosure class IP65 / NEMA 4X, all unused connections have to be fitted with a blind plug!

Supply voltage of the E-Box: 30 VDC from DDA pump. See fig. 1, pos. 4.

Caution

Connect E-box to power supply only via the DDA pump using the pre-assembled plug!

To ensure a stable and reliable communication, the cable screen for GENibus connection must always be connected to the earth clamp. This is pre-assembled by Grundfos. See fig. 1, pos. 4.

Caution

Do not make any changes!

3.2.1 Connection of Modbus

Depending on the local network installation, one or two cables can be connected to the Modbus connections (fig. 4, pos. 1 and 2).

Note

1. Remove cover from E-Box.
2. Prepare Modbus cable(s) as shown in fig. 3.

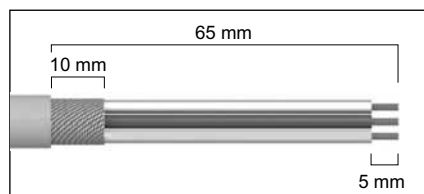


Fig. 3 Preparation of Modbus cables

See fig. 4.

3. Connect the yellow conductor(s) to terminal D1 (pos. 4).
4. Connect the brown conductor(s) to terminal D0 (pos. 5).
5. Connect the grey conductor(s) to terminal GND (pos. 6).
6. Connect cable screens to earth via the earth clamps (pos. 7).
7. If necessary, connect earth conductor to functional earth terminal (pos. 8) at earth connection (pos. 3) and tighten clamp (pos. 9).

8. Fit housing cover and tighten screws.
 - Make sure that the gasket is positioned correctly.

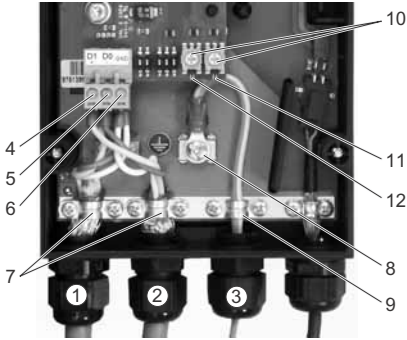


Fig. 4 Cable connections

TM04 8998 3713

Note The Modbus address is set via DDA pump menu. Therefore the rotary switches (fig. 4, pos. 10) have been deactivated from factory.

Note The LED (fig. 4, pos. 11) indicates the status of GENibus connection. The LED (fig. 4, pos. 12) indicates the status of Modbus connection.

For further information (e.g. setting of termination resistors) see installation and operating instructions of the CIM 200 module.

3.2.2 Connection of power supply and GENibus

Prior to connection of power supply and GENibus, execute the mechanical installation. See section 3.3 Mechanical installation.

See fig. 5.

1. Switch off the power supply of the DDA dosing pump (pos. 1).
 - Wait for approx. 20 seconds before executing the next step.
2. Remove protective cap from BUS input of the pump.
3. Connect plug (pos. 4) thoroughly to BUS input of the pump.




Fig. 5 Connecting E-Box to DDA

TM04 8442 4311

Start-up procedure and wiring diagram of plug, see installation and operating instructions of the DDA dosing pump.

Note

The functional profile can be found on the product CD delivered with the E-Box.

3.3 Mechanical installation

The E-box is always mounted below the pump regardless of the pump's mounting position (e.g. wall or tank mounted). See fig. 6.

1. Place pump on E-Box.
 - Make sure that the clamps of the E-Box housing cover engage at pump housing (detail 1).
 - Insert locking device (pos. 5) at pump housing (detail 2).
2. Tighten screw (pos. 4) to lock connection (detail 3).

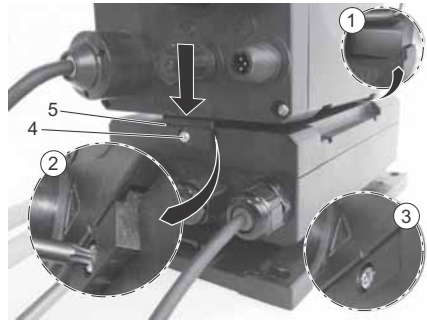


Fig. 6 Mounting pump on E-Box

TM04 8438 4311

For horizontal installation, the E-Box can be mounted on the mounting plate of the DDA dosing pump. See fig. 7.




Fig. 7 Mounting E-Box on mounting plate

TM04 8437 4311

4. Technical data

	Supply voltage*	30 VDC, $\pm 10\%$
	Max. power consumption	5 W
Electrical data	Cable	Screened, twisted-pair Min. 0.25 mm ² Min. 23 AWG
	Max. cable length	1200 m 4000 ft
GENibus connection	Transceiver	RS-485
	Protocol	GENibus
	Transmission speed	9600 bits/s
Environmental conditions	Max. altitude above sea level	2000 m
	Max. relative humidity (non-condensing)	96 %
	Pollution degree	2
	Enclosure class	IP65 according to IEC 60529 NEMA 4X
	Electrical safety class	3
	Min./max. ambient temperature	0/45 °C
Approvals	CE, CB, CSA-US, GOST/TR, C-Tick	
Weight	0.4 kg	

* Only from DDA dosing pump via pre-assembled plug connection

Caution The E-Box must not be exposed to direct sunlight.

4.1 Dimensions

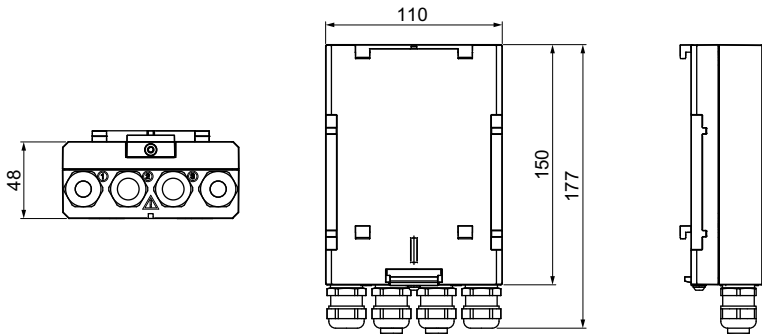


Fig. 8 Dimensional sketch

5. Cleaning

The E-Box must only be cleaned with a dry and clean cloth.

6. Disposal

This product or parts of it must be disposed of in an environmentally sound way:

1. Use the public or private waste collection service.
2. If this is not possible, contact the nearest Grundfos company or service workshop.

Subject to alterations.

TMO4 8453 4811

Declaration of conformity

GB: EC/EU declaration of conformity

We, Grundfos, declare under our sole responsibility that the product E-Box 200, to which the declaration below relates, is in conformity with the Council Directives listed below on the approximation of the laws of the EC/EU member states.

DE: EG-/EU-Konformitätserklärung

Wir, Grundfos, erklären in alleiniger Verantwortung, dass das Produkt E-Box 200, auf das sich diese Erklärung bezieht, mit den folgenden Richtlinien des Rates zur Angleichung der Rechtsvorschriften der EG-/EU-Mitgliedsstaaten übereinstimmt.

ES: Declaración de conformidad de la CE/UE

Grundfos declara, bajo su exclusiva responsabilidad, que el producto E-Box 200 al que hace referencia la siguiente declaración cumple lo establecido por las siguientes Directivas del Consejo sobre la aproximación de las legislaciones de los Estados miembros de la CE/UE.

IT: Dichiarazione di conformità CE/UE

Grundfos dichiara sotto la sua esclusiva responsabilità che il prodotto E-Box 200, al quale si riferisce questa dichiarazione, è conforme alle seguenti direttive del Consiglio riguardanti il riavvicinamento delle legislazioni degli Stati membri CE/UE.

PT: Declaração de conformidade CE/UE

A Grundfos declara sob sua única responsabilidade que o produto E-Box 200, ao qual diz respeito a declaração abaixo, está em conformidade com as Directivas do Conselho sobre a aproximação das legislações dos Estados Membros da CE/UE.

SE: EG/EU-försäkran om överensstämmelse

Vi, Grundfos, försäkrar under ansvar att produkten E-Box 200, som omfattas av nedanstående försäkran, är i överensstämmelse med de rättsdirektiv om inbördes närmande till EG/EU-medlemsstaternas lagstiftning som listas nedan.

JP: EC/EU 適合宣言

Grundfos は、その責任の下に、E-Box 200 製品が EC/EU 加盟諸国の法規に関連する、以下の評議会指令に適合していることを宣言します。

CZ: Prohlášení o shodě EU

My firma Grundfos prohlašujeme na svou plnou odpovědnost, že výrobek E-Box 200, na který se toto prohlášení vztahuje, je v souladu s níže uvedenými ustanoveními směrnice Rady pro sblížení právních předpisů členských států Evropského společenství.

DK: EF/EU-overensstemmelseerklæring

Vi, Grundfos, erklærer under ansvar at produktet E-Box 200 som erklæringen nedenfor omhandler, er i overensstemmelse med Rådets direktiver der er nævnt nedenfor, om indbyrdes tilnærmelse til EF/EU-medlemsstaternes lovgivning.

FR: Déclaration de conformité CE/UE

Nous, Grundfos, déclarons sous notre seule responsabilité, que le produit E-Box 200, auquel se réfère cette déclaration, est conforme aux Directives du Conseil concernant le rapprochement des législations des États membres CE/UE relatives aux normes énoncées ci-dessous.

PL: Deklaracja zgodności UE

My, Grundfos, oświadczamy z pełną odpowiedzialnością, że nasz produkt E-Box 200, którego deklaracja niniejsza dotyczy, jest zgodny z następującymi dyrektywami Rady w sprawie zbliżenia przepisów prawnych państw członkowskich.

RU: Декларация о соответствии нормам ЭЭС/ЕС

Мы, компания Grundfos, со всей ответственностью заявляем, что изделие E-Box 200, к которому относится нижеприведённая декларация, соответствует нижеприведённым Директивам Совета Евросоюза о тождественности законов стран-членов ЭЭС/ЕС.

CN: 欧共体 / 欧盟符合性声明

我们，格兰富，在我们的全权责任下声明，产品 E-Box 200，即该合格证所指之产品，符合欧共体 / 欧盟使其成员国法律趋于一致的以下理事会指令。

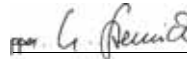
KO: EC/EU 적합성 선언

Grundfos 는 아래의 선언과 관련된 E-Box 200 제품이 EC/EU 회원국 법률에 기반하여 아래의 이사회 지침을 준수함을 단독 책임 하에 선언합니다.

- Low Voltage Directive (2014/35/EU)
Standard used: EN 61010-1:2011-07.
- EMC Directive (2014/30/EU).
Standards used: EN 61326-1:2013,
EN 61000-3-2:2015, EN 61000-3-3:2014.

This EC/EU declaration of conformity is only valid when published as part of the Grundfos installation and operating instructions (publication number 98552055).

Pfanztal, 20th April 2016



Ulrich Stemick
Technical Director
Grundfos Water Treatment GmbH
Reetzstr. 85, D-76327 Pfanztal, Germany

Person authorised to compile technical file and empowered to sign the EC/EU declaration of conformity.

Argentina

Bombas GRUNDFOS de Argentina S.A.
Ruta Panamericana km. 37.500 Centro
Industrial Garin
1619 - Garin Pcia. de B.A.
Phone: +54-3327 414 444
Telefax: +54-3327 411 111

Australia

GRUNDFOS Pumps Pty. Ltd.
P.O. Box 2040
Regency Park
South Australia 5942
Phone: +61-8-8461-4611
Telefax: +61-8-8340 0155

Austria

GRUNDFOS Pumpen Vertrieb
Ges. m.b.H.
Grundfosstraße 2
A-5082 Grödig/Salzburg
Tel.: +43-6246-883-0
Telefax: +43-6246-883-30

Belgium

N.V. GRUNDFOS Bellux S.A.
Boomsesteenweg 81-83
B-2630 Aartselaar
Tél.: +32-3-870 7300
Télécopie: +32-3-870 7301

Belarus

Представительство ГРУНДФОС в
Минске
220125, Минск
ул. Шафарнянская, 11, оф. 56
Тел.: +7 (375 17) 286 39 72, 286 39 73
Факс: +7 (375 17) 286 39 71
E-mail: minsk@grundfos.com

Bosnia/Herzegovina

GRUNDFOS Sarajevo
Trg Heroja 16,
BiH-71000 Sarajevo
Phone: +387 33 713 290
Telefax: +387 33 659 079
e-mail: grundfos@bih.net.ba

Brazil

BOMBAS GRUNDFOS DO BRASIL
Av. Humberto de Alencar Castelo
Branco, 630
CEP 09850 - 300
São Bernardo do Campo - SP
Phone: +55-11 4393 5533
Telefax: +55-11 4343 5015

Bulgaria

Grundfos Bulgaria EOOD
Slatina District
Iztochna Tangenta street no. 100
BG - 1592 Sofia
Tel. +359 2 49 22 200
Fax. +359 2 49 22 201
email: bulgaria@grundfos.bg

Canada

GRUNDFOS Canada Inc.
2941 Brighton Road
Oakville, Ontario
L6H 6C9
Phone: +1-905 829 9533
Telefax: +1-905 829 9512

China

**Grundfos Alldos
Dosing & Disinfection**
ALLDOS (Shanghai) Water Technology
Co. Ltd.
West Unit, 1 Floor, No. 2 Building (T 4-2)
278 Jinhui Road, Jin Qiao Export
Processing Zone
Pudong New Area
Shanghai, 201206
Phone: +86 21 5055 1012
Telefax: +86 21 5032 0596
E-mail:
grundfosalldos-CN@grundfos.com

China

GRUNDFOS Pumps (Shanghai) Co. Ltd.
10F The Hub, No. 33 Suhong Road
Minhang District
Shanghai 201106
PRC
Phone: +86-21 6122 5222
Telefax: +86-21 6122 5333

COLOMBIA

GRUNDFOS Colombia S.A.S.
Km 1.5 vía Siberia-Cota Conj. Potrero
Chico,
Parque Empresarial Arcos de Cota Bod.
1A,
Cota, Cundinamarca
Phone: +57(1)-2913444
Telefax: +57(1)-8764586

Croatia

GRUNDFOS CROATIA d.o.o.
Cebini 37, Buzin
HR-10010 Zagreb
Phone: +385 1 6595 400
Telefax: +385 1 6595 499
www.hr.grundfos.com

GRUNDFOS Sales Czechia and

Slovakia s.r.o.
Čapkovského 21
779 00 Olomouc
Phone: +420-585-716 111

Denmark

GRUNDFOS DK A/S
Martin Bachs Vej 3
DK-8850 Bjerringbro
Tlf.: +45-87 50 50 50
Telefax: +45-87 50 51 51
E-mail: info_GDK@grundfos.com
www.grundfos.com/DK

Estonia

GRUNDFOS Pumps Eesti OÜ
Peterburi tee 92G
11415 Tallinn
Tel: + 372 606 1690
Fax: + 372 606 1691

Finland

OY GRUNDFOS Pumput AB
Trukkikuja 1
FI-01360 Vantaa
Phone: +358-(0)207 889 500

France

Pompes GRUNDFOS Distribution S.A.
Parc d'Activités de Chesnes
57, rue de Malacombe
F-38290 St. Quentin Fallavier (Lyon)
Tél.: +33-4 74 82 15 15
Télécopie: +33-4 74 94 10 51

Germany

GRUNDFOS Water Treatment GmbH
Reetzstraße 85
D-76327 Pfinztal (Söllingen)
Tel.: +49 7240 61-0
Telefax: +49 7240 61-177
E-mail: gwt@grundfos.com

Germany

GRUNDFOS GMBH
Schlüterstr. 33
40699 Erkrath
Tel.: +49-(0) 211 929 69-0
Telefax: +49-(0) 211 929 69-3799
E-mail: infoservice@grundfos.de
Service in Deutschland:
E-mail: kundendienst@grundfos.de

Greece

GRUNDFOS Hellas A.E.B.E.
20th km. Athinon-Markopoulou Av.
P.O. Box 71
GR-19002 Peania
Phone: +0030-210-66 83 400
Telefax: +0030-210-66 46 273

Hong Kong

GRUNDFOS Pumps (Hong Kong) Ltd.
Unit 1, Ground floor
Siu Wai Industrial Centre
29-33 Wing Hong Street &
68 King Lam Street, Cheung Sha Wan
Kowloon
Phone: +852-27861706 / 27861741
Telefax: +852-27858664

Hungary

GRUNDFOS Hungária Kft.
Park u. 8
H-2045 Törökbálint,
Phone: +36-23 511 110
Telefax: +36-23 511 111

India

GRUNDFOS Pumps India Private
Limited
118 Old Mahabalipuram Road
Thoraiakkam
Chennai 600 097
Phone: +91-44 4596 6800

Indonesia

PT. GRUNDFOS POMPA
Graha Intirub Lt. 2 & 3
Jln. Cillilitan Besar No.454. Makasar,
Jakarta Timur
ID-Jakarta 13650
Phone: +62 21-469-51900
Telefax: +62 21-460 6910 / 460 6901

Ireland

GRUNDFOS (Ireland) Ltd.
Unit A, Merrywell Business Park
Ballymount Road Lower
Dublin 12
Phone: +353-1-4089 800
Telefax: +353-1-4089 830

Italy

GRUNDFOS Pompe Italia S.r.l.
Via Gran Sasso 4
I-20060 Truccazzano (Milano)
Tel.: +39-02-95838112
Telefax: +39-02-95309290 / 95838461

Japan

GRUNDFOS Pumps K.K.
1-2-3. Shin-Miyakoda, Kita-ku
Hamamatsu
431-2103 Japan
Phone: +81 53 428 4760
Telefax: +81 53 428 5005

Korea

GRUNDFOS Pumps Korea Ltd.
6th Floor, Aju Building 679-5
Yeoksam-dong, Kangnam-ku, 135-916
Seoul, Korea
Phone: +82-2-5317 600
Telefax: +82-2-5633 725

Latvia

SIA GRUNDFOS Pumps Latvia
Deglava biznesa centrs
Augusta Deglava ielā 60, LV-1035, Rīga,
Tālr.: + 371 714 9640, 7 149 641
Fakss: + 371 914 9646

Lithuania

GRUNDFOS Pumps UAB
Smolensko g. 6
LT-03201 Vilnius
Tel: + 370 52 395 430
Fax: + 370 52 395 431

Malaysia

GRUNDFOS Pumps Sdn. Bhd.
7 Jalan Peguam U1/25
Glenmarie Industrial Park
40150 Shah Alam
Selangor
Phone: +60-3-5569 2922
Telefax: +60-3-5569 2866

Mexico

Bombas GRUNDFOS de México S.A. de
C.V.
Boulevard TLC No. 15
Parque Industrial Stiva Aeropuerto
Apodaca, N.L. 66600
Phone: +52-81-8144 4000
Telefax: +52-81-8144 4010

Netherlands

GRUNDFOS Netherlands
Veluwezoom 35
1326 AE Almere
Postbus 22015
1302 CA ALMERE
Tel.: +31-88-478 6336
Telefax: +31-88-478 6332
E-mail: info_gnl@grundfos.com

New Zealand

GRUNDFOS Pumps NZ Ltd.
17 Beatrice Tinsley Crescent
North Harbour Industrial Estate
Albany, Auckland
Phone: +64-9-415 3240
Telefax: +64-9-415 3250

Norway

GRUNDFOS Pumper A/S
Strømsveien 344
Postboks 235, Leirdal
N-1011 Oslo
Tlf.: +47-22 90 47 00
Telefax: +47-22 32 21 50

Poland

GRUNDFOS Pompy Sp. z o.o.
ul. Klonowa 23
Baranowo k. Poznania
PL-62-081 Przeźmierowo
Tel: (+48-61) 650 13 00
Fax: (+48-61) 650 13 50

Portugal

Bombas GRUNDFOS Portugal, S.A.
Rua Calvet de Magalhães, 241
Apartado 1079
P-2770-153 Paço de Arcos
Tel.: +351-21-440 76 00
Telefax: +351-21-440 76 90

Romania

GRUNDFOS Pompe România SRL
Bd. Biruintei, nr 103
Pantelimon county Ilfov
Phone: +40 21 200 4100
Telefax: +40 21 200 4101
E-mail: romania@grundfos.ro

Russia

ООО Грундфос
Россия, 109544 Москва, ул. Школьная
39
Тел. (+7) 495 737 30 00, 564 88 00
Факс (+7) 495 737 75 36, 564 88 11
E-mail grundfos.moscow@grundfos.com

Serbia

GRUNDFOS Predstavništvo Beograd
Dr. Milutina Ivkovića 2a/29
YU-11000 Beograd
Phone: +381 11 26 47 877 / 11 26 47
496
Telefax: +381 11 26 48 340

Singapore

GRUNDFOS (Singapore) Pte. Ltd.
25 Jalan Tukang
Singapore 619264
Phone: +65-6681 9688
Telefax: +65-6681 9689

Slovakia

GRUNDFOS s.r.o.
Prievozská 4D
821 09 BRATISLAVA
Phona: +421 2 5020 1426
sk.grundfos.com

Slovenia

GRUNDFOS LJUBLJANA, d.o.o.
Leskoškova 9e, 1122 Ljubljana
Phone: +386 (0) 1 568 06 10
Telefax: +386 (0) 1 568 06 19
E-mail: tehnika-si@grundfos.com

South Africa

Grundfos (PTY) Ltd.
Corner Mountjoy and George Allen
Roads
Wilbart Ext. 2
Bedfordview 2008
Phone: (+27) 11 579 4800
Fax: (+27) 11 455 6066
E-mail: lsmart@grundfos.com

Spain

Bombas GRUNDFOS España S.A.
Camino de la Fuenteclilla, s/n
E-28110 Algete (Madrid)
Tel.: +34-91-848 8800
Telefax: +34-91-628 0465

Sweden

GRUNDFOS AB
(Box 333) Lunnagårdsgatan 6
431 24 Mölndal
Tel.: +46 31 332 23 000
Telefax: +46 31-331 94 60

Switzerland

GRUNDFOS ALLDOS International AG
Schönmattraße 4
CH-4153 Reinach
Tel.: +41-61-717 5555
Telefax: +41-61-717 5500
E-mail:
grundfosalldos-CH@grundfos.com

Switzerland

GRUNDFOS Pumpen AG
Bruggacherstrasse 10
CH-8117 Fällanden/ZH
Tel.: +41-44-806 8111
Telefax: +41-44-806 8115

Taiwan

GRUNDFOS Pumps (Taiwan) Ltd.
7 Floor, 219 Min-Chuan Road
Taichung, Taiwan, R.O.C.
Phone: +886-4-2305 0868
Telefax: +886-4-2305 0878

Thailand

GRUNDFOS (Thailand) Ltd.
92 Chaloeam Phrakiat Rama 9 Road,
Dokmai, Pravej, Bangkok 10250
Phone: +66-2-725 8999
Telefax: +66-2-725 8998

Turkey

GRUNDFOS POMPA San. ve Tic. Ltd.
Sti.
Gebze Organize Sanayi Bölgesi
İhsan dede Caddesi,
2. yol 200. Sokak No. 204
41490 Gebze/ Kocaeli
Phone: +90 - 262-679 7979
Telefax: +90 - 262-679 7905
E-mail: satis@grundfos.com

Ukraine

Бізнес Центр Європа
Столичне шосе, 103
м. Київ, 03131, Україна
Телефон: (+38 044) 237 04 00
Факс: (+38 044) 237 04 01
E-mail: ukraine@grundfos.com

United Arab Emirates

GRUNDFOS Gulf Distribution
P.O. Box 16768
Jebel Ali Free Zone
Dubai
Phone: +971-4- 8815 166
Telefax: +971-4-8815 136

United Kingdom

GRUNDFOS Pumps Ltd.
Grovebury Road
Leighton Buzzard/Beds. LU7 4TL
Phone: +44-1525-850000
Telefax: +44-1525-850011

U.S.A.

GRUNDFOS Pumps Corporation
17100 West 118th Terrace
Olathe, Kansas 66061
Phone: +1-913-227-3400
Telefax: +1-913-227-3500

Uzbekistan

Grundfos Tashkent, Uzbekistan The
Representative Office of Grundfos
Kazakhstan in Uzbekistan
38a, Oybek street, Tashkent
Телефон: (+998) 71 150 3290 / 71 150
3291
Факс: (+998) 71 150 3292

Addresses revised 05.12.2016

be think innovate

98552055 0317

ECM: 1195715

The name Grundfos, the Grundfos logo, and **be think innovate** are registered trademarks owned by Grundfos Holding A/S or Grundfos A/S, Denmark. All rights reserved worldwide.
© Copyright Grundfos Holding A/S

www.grundfos.com

GRUNDFOS 